



West Creek ES

Media Center Collection Development Plan 2023-24

Michelle Couret

[Michelle Couret \(Oct 9, 2023 13:39 EDT\)](#)

Michelle Couret
Principal

Katherine Keene

Katherine Keene
Certified Educational Media Specialist

Table of Contents

| | |
|--|-----------|
| Table of Contents | 2 |
| Executive Summary | 3 |
| District Strategic Plan 2025 | 3 |
| School Collection Development Plan | 3 |
| School Assessment Analysis | 4 |
| Collection Analysis | 5 |
| Collection Analysis by Category | 6 |
| Notes | 6 |
| Representation Analysis | 7 |
| Results | 7 |
| Strategic Focus | 8 |
| Budget and Purchasing Plan | 9 |
| Annual Budget 2023-2024 | 9 |
| Purchasing Plan 2023-2024 | 9 |
| Year-to-Year Collection Change | 10 |

Executive Summary

District Strategic Plan 2025

Orange County Public Schools is the eighth-largest school district in the United States and the fourth largest in Florida. The district serves more than 206,000 students at 202 schools and is one of the largest employers in Central Florida with more than 25,000 team members.

Vision: To ensure every student has a promising and successful future.

Mission: With the support of families and the community, we create enriching and diverse pathways to lead our students to success.

School Collection Development Plan

West Creek ES serves 582 students enrolled in grades Kindergarten through fifth. The student population's ethnicity is made of 55% Hispanic and 45% Non-Hispanic students. Additionally, we serve a diverse population made up of 74% White, 8% Black, 0% Native, 13% Asian, 1% Pacific, and 3% Multicultural students.

The administration includes Principal Michelle Couret and Assistant Principal Bethany Arkison. West Creek ES is proud to offer the many special programs which provide students with opportunities. These include News Crew, Safety Patrols, Student Council, National Elementary Honor Society, Girls on the Run, Orff Ensemble, Chorus, Dual Language, and Battle of the Books.

A thorough analysis of the current media center collection at West Creek ES indicates that the average age of the collection is 2006 and the number of books per student is 20. The [American Association for School Libraries](#) has established a criteria for highly effective media centers that includes a ratio of 15-20 books available per student in the collection.

At this time, West Creek ES does meet the recommended standards for the number of books per student.

The analysis of the collection also revealed the following areas of strengths and concerns:

- Students in this school improved in all areas with the exception of 4th grade ELA and Math.
- In addition to the physical media center collection, the district provides almost 1,329 eBooks, audiobooks and digital magazines.
- The average publication date of 2006, needs to be improved
- This collection contains all of the titles suggested by the DOE list and the new B.E.S.T. Standards suggested readings.
- This collection is in need of more popular fiction and nonfiction books like animals and sports that interest students.
- Hispanic students are 55% of the school's population. However, only 1% of the characters or biographies feature Hispanic people.

- The percentage of Asian scholars enrolled at West Creek represents 14% of our school's total population. However, less than 1% of our titles feature Asian characters or are written by an Asian author. There is a need to represent these scholars in our collection.
- Purchases of new books will focus on Hispanic and Asian American students.

School Assessment Analysis

The school analysis provides an overview of the school's assessment data for the previous two school years.

| Proficiency Data | | | | | | | |
|------------------------|---------|--|---------|-------------------------|---------|--------------------------------------|---------|
| Assessment | 2021-22 | Assessment | 2022-23 | Assessment | 2021-22 | Assessment | 2022-23 |
| | | Star Early Literacy Proficiency | 60% | | | | |
| | | Star Reading Proficiency | 59% | | | Star Math Proficiency | 67% |
| FSA ELA Grade 3 | 53% | FAST ELA Proficiency Grade 3 | 66% | FSA Math Grade 3 | 55% | FAST Math Proficiency Grade 3 | 74% |
| FSA ELA Grade 4 | 76% | FAST ELA Proficiency Grade 4 | 63% | FSA Math Grade 4 | 82% | FAST Math Proficiency Grade 4 | 67% |
| FSA ELA Grade 5 | 60% | FAST ELA Proficiency Grade 5 | 64% | FSA Math Grade 5 | 62% | FAST Math Proficiency Grade 5 | 70% |
| NGSSS Sci 5 EOC | 60% | NGSSS Sci 5 EOC | 66% | | | | |

Comparison between 2021-22 and 2022-23 Testing Data

(adapted from <https://www.fldoe.org/accountability/assessments/k-12-student-assessment/results/2023.stml>)

In 2023, the state transitioned from Florida Standards Assessments (FSA) to Florida Assessment of Student Thinking (FAST) for English Language Arts (ELA) and Mathematics. The 2022-23 for FAST and Benchmarks for Excellent Student Thinking (B.E.S.T.) End-of-Course (EOC) assessments are based on **provisional** achievement level cuts that are linked to each assessment's respective 2021-22 reporting scale. Comparisons should not be made between the 2023 data and previous years' data. The implementation of FAST K-2 in the 2022-23 school year was the first administration of statewide assessments for students in grades K-2. These assessments include Star Early Literacy Proficiency, Star Reading Proficiency, and Star Math Proficiency.

Collection Analysis

The collection is developed for and influenced by students, their interests, academic needs and alignment to the curriculum. The data below is a snapshot of the collection based on a Titlewise Analysis from July 2023. Purchasing or weeding after that time is not reflected in this data.



11,623

Items in the Collection



20

Items per Student



62%

Fiction Titles
in the Collection



38%

Nonfiction Titles
in the Collection

Library media resources are curated to include both recently published works and classics that both rightfully impact the average age of the collection.



2006

Average Age of the
Collection



51%

Aged Titles



13%

Newer than 5 Years

Library media resources should be representative of the school. A commitment to representative literature is reflective of **OCPS values such as equity, inclusion, and respect.**



36%

Representative Titles
in Collection



2006

Representative Titles
Average Age

Social-Emotional Learning (SEL) library media resources can contribute to the **development of character and social-emotional skills**, one of the OCPS's key performance indicators.



36%

SEL Titles in Collection



2006

SEL Titles Average Age

Library media resources are distributed across the **Lexile reading level ranges** noted below.



120

BR-199
Lexile
Items

321

200-349
Lexile
Items

1067

350-499
Lexile
Items

2941

500-674
Lexile
Items

2268

675-909
Lexile
Items

639

910-1299
Lexile
Items

15

1300+
Lexile
Items

Collection Analysis by Category

The information collected in this section provides a detailed look at the current library collection by classification and genre. The information was gathered from Follett Destiny, the library management system, and Titlewave, the vendor's ordering and analysis tool.

| Section | # of Titles | Average Age |
|---|-------------|-------------|
| Computer Science, Information & General Works | 22 | 2010 |
| Philosophy & Psychology | 44 | 2006 |
| Religion | 15 | 2003 |
| Social Sciences | 535 | 2003 |
| Language | 139 | 2011 |
| Science | 875 | 2006 |
| Technology | 322 | 2007 |
| Arts & Recreation | 217 | 2007 |
| Literature | 147 | 2001 |
| History & Geography | 613 | 2008 |
| Biography | 780 | 2006 |
| Easy | 2428 | 1999 |
| General Fiction | 3545 | 2008 |
| Graphic Novels | 450 | 2016 |

Notes

- Consider weeding, Philosophy & Psychology, Science, Biography, and Technology section
- Graphic Novels section can be maintained; add next in series
- The Easy section could use more current titles

Representation Analysis

| Enrollment & Demographic Data | | | | | |
|--|-------------|--------------|-------------------|---------------------|---------------------|
| 582 2023-24 Student Enrollment as of September 7, 2023 | Subgroups | | Federal Ethnicity | | |
| | 41% ELL | 10% ESE | 55% Hispanic | 45% Non-Hispanic | |
| Federal Race Category | | | | | |
| 74% White | 8% Black | 0% Native | 13% Asian | 1% Pacific | 3% Multicultural |

To deepen focus on strategic collection development, specific sections of the collection were analyzed in detail to determine whether the media center collection reflects and represents various points of view and experiences. The goal is to provide a balanced collection that can be both a mirror, to reflect a reader's experience, and a window, so readers can experience different viewpoints.

Results

Based on the available school data of West Creek ES in comparison to Collection Analysis results, it was found that:

| Student Representation | % of Students | Total # of Titles | Total % of Titles | Avg. Age of Titles |
|------------------------|---------------|-------------------|-------------------|--------------------|
| Hispanic | 55% | 119 | 1% | 2007 |
| Black | 8% | 354 | 3% | 2006 |
| Asian | 13% | 76 | <1% | 2009 |

Strategic Focus

This page lists the priorities for selection and weeding for each school year and includes the action, updates, and outcomes. This is subject to change due to funding and time constraints.

| School Year | Strategic Focus |
|-------------|--|
| 2023-2024 | Selection Priorities <ul style="list-style-type: none">• Priority 1: LatinX/Hispanic Titles• Priority 2: Asian American Titles• Priority 3: Sunshine State Books for 2024-2025• Priority 4: Books written in Portuguese based on high population of students |
| | Weeding Priorities <ul style="list-style-type: none">• Priority 1: Biography• Priority 2: Easy• Priority 3: Popular Fiction |
| 2024-2025 | Selection Priorities <ul style="list-style-type: none">• Priority 1: Asian American Titles• Priority 2: New series based on student interest• Priority 3: Sunshine State books for 2024-2025 |
| | Weeding Priorities <ul style="list-style-type: none">• Priority 1: Technology• Priority 2: Philosophy and Psychology• Priority 3: Science |

Budget and Purchasing Plan

This page outlines the current budget available and specifically lists the priorities for this school year (2023-2024).

Annual Budget 2023-2024

| State Funds | |
|--------------------|------------|
| Source | Amount |
| State (1001111000) | \$4,322.46 |
| Internal Accounts | |
| Source | Amount |
| Book Fair | \$4,000 |
| PTA Donations | \$650 |
| Lost Book Account | \$697 |
| TOTAL | \$9,669.46 |

Purchasing Plan 2023-2024

| Approximate Purchasing Plan | |
|--|---------|
| Purpose | Amount |
| Sunshine State Books for 2024-2025 | \$2,000 |
| Diverse titles by diverse authors (Hispanic/Asian) | \$3,000 |
| New Graphic Novels | \$1,000 |
| | |
| | |
| TOTAL | \$6,000 |

Year-to-Year Collection Change

The information below represents the year-to-year change within the library media center collection from the 2022-23 to 2023-24 school year. The 2022-23 data is based on a collection analysis from June 2022, while the 2023-24 is based on a collection analysis from July 2023.

Data Reflection

- We were able to weed over 1,000 titles.
- The average age of the collection improved by 2 years.
- The representative titles did not increase.

| 2022-23 Purchased and Weeded Materials | | |
|---|---------|--|
| Materials Added to the Collection | 567 | Materials Weeded from the Collection 1,097 |
| Category | 2022-23 | 2023-24 |
|  Items in the Collection | 12,067 | 11,623 |
|  Items per Student | 20 | 20 |
|  Average Age of Collection | 2004 | 2006 |
|  Representative Titles in the Collection | 36% | 36% |






OCPS West Creek ES Collection Development Plan 2023-2024

Final Audit Report

2023-10-09

| | |
|-----------------|--|
| Created: | 2023-10-03 |
| By: | Katherine Keene (Katherine.Keene@ocps.net) |
| Status: | Signed |
| Transaction ID: | CBJCHBCAABAAofduBtuB3WnkqWnCe5G7jgu2dAhkcPA6 |

"OCPS West Creek ES Collection Development Plan 2023-2024" History

-  Document created by Katherine Keene (Katherine.Keene@ocps.net)
2023-10-03 - 6:42:07 PM GMT- IP address: 168.184.83.53
-  Document emailed to Michelle Couret (michelle.couret@ocps.net) for signature
2023-10-03 - 6:42:32 PM GMT
-  Email viewed by Michelle Couret (michelle.couret@ocps.net)
2023-10-04 - 1:40:01 AM GMT- IP address: 104.28.57.242
-  Document e-signed by Michelle Couret (michelle.couret@ocps.net)
Signature Date: 2023-10-09 - 5:39:14 PM GMT - Time Source: server- IP address: 168.184.83.143
-  Agreement completed.
2023-10-09 - 5:39:14 PM GMT